

CONSERVATION OF A WOOD AND LEATHER *NGONI*

Mari Hagemeyer
Ellen Pearlstein (advisor)



UCLA

CONNECTING CULTURES MOBILE MUSEUM

Image courtesy *Caroline Arnold Art and Books*
(<https://carolinearnoldart.blogspot.com/>), 11/9/2016




Connecting Cultures exhibition in 2016



The object's original appearance


NGONI IN WEST AFRICA



Example forms of West African ngoni


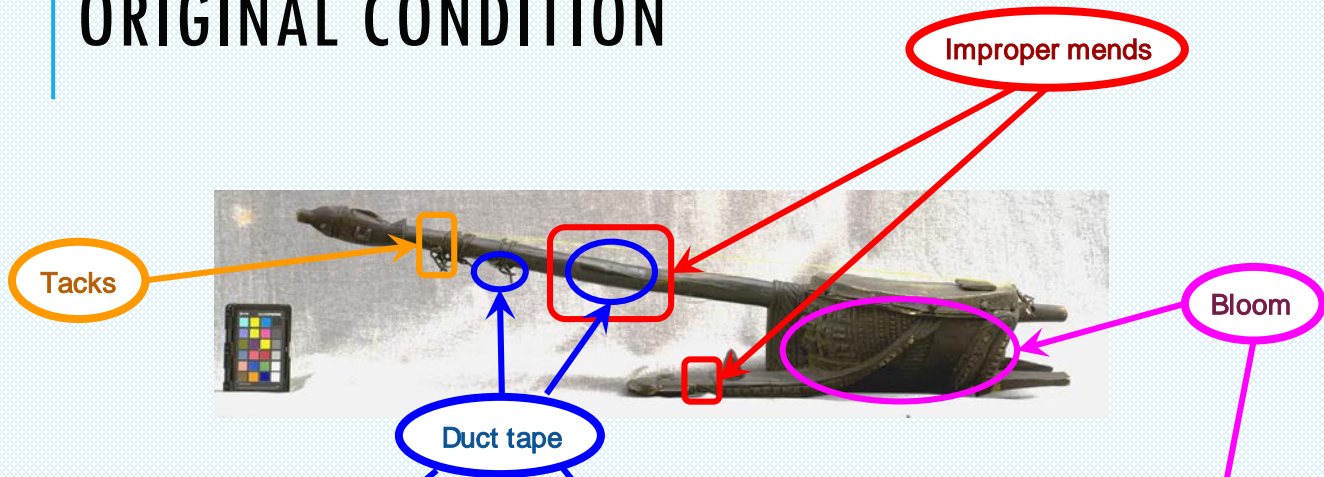


Bassekou Kouyate & Ngoni Ba, a modern ngoni group




Malian man playing ngoni

ORIGINAL CONDITION



TAPE REMOVAL


Masking tape



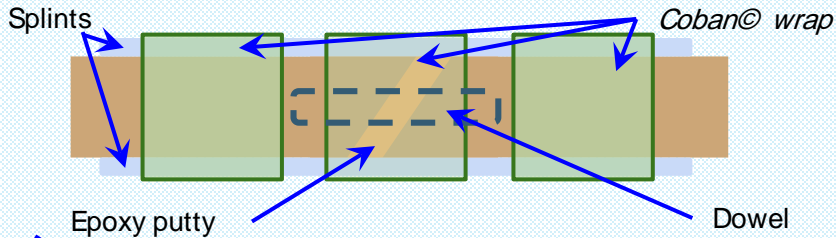
Duct tape



Scotch tape



MEND REVERSAL & RE-MENDING



Re-mending in progress, with splint bound with Coban© wrap over mend area to ensure a straight join



Finished mend with epoxy putty and paper pulp fill material



Previous mend during reversal - note diagonally inserted dowel




OTHER TREATMENTS



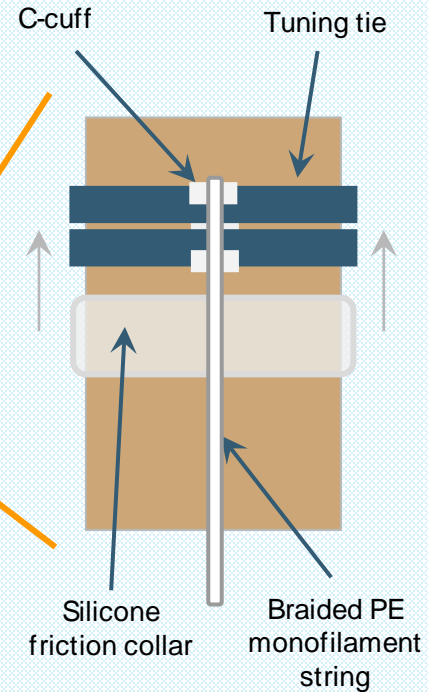
Insertion of friction collars under tuning ties




Toning in-progress over neck mend



Repositioned tuning ties with new strings



FINAL APPEARANCE



ACKNOWLEDGEMENTS

Many thanks to:

Ellen Pearlstein

Connecting Cultures Mobile Museum

ANAGPIC 2017 organizers

And all my wonderful classmates!